


OUR SPONSORS



Sailorinsight December 13, 2017 Procedures

172

GMDSS GOC RENEWAL PROCESS

GMDSS global **maritime** distress and **safety** system. after clearing this exam we will get GOC (green book).which is required for all the navigators for operating all GMDSS equipment on board. this **certificate** is issued by the MOC (ministry of communication) and the validity of the GOC booklet 10 years from the date of the issue.




Marine Equipment B2B Platform

ShipParts.com-The world-leading marine equipment B2B trading platform

ezoic

report

TOPICS

- > case study
- > EXAMS
- > EXCLUSIVE
- > Life at sea 
- > Marine Carriers
- > Marine Engines
- > Navigation
- > NEWS
- > Procedures
- > SAFETY
- > Sailor's Dairy
- > Sponsored

In order to operate GMDSS equipment, we need to renew this certificate from time to time. most of the guys got difficulties to renew the GMDSS booklet. thru this article,



I will explain to you about “**GMDSS GOC RENEWAL PROCEDURE**”.

Information required for registration

1. Bharat Kosh payment Receipt printout.
2. Enter amount 5000 or 10000, **5000 is for 20 years of validity and 10000 is for lifetime validity (you can choose anyone) as per revision of GMDSS renewal fees Wpc regulation Grs 1088 E**

PROCEDURE

- Always use windows internet explorer or Mozilla Firefox for better resolution. Most of the government website work better on windows internet explorer.
- Go to google and type Bharat Kosh in the search bar and search page open click on the first search result **BHARATKOSH**
- if you are already registered you can directly login after putting your user id and password otherwise you need to register first.
- Click on the registration link and a registration form will open. fill all the **mandatory fields (*)**. fill your mobile number, email id, captcha, and click on send OTP

SAILORINSIGHT APP



SUBSCRIBE

Last name

Email

By continuing, you accept the [privacy policy](#)

Subscribe

YOU MAY ALSO LIKE

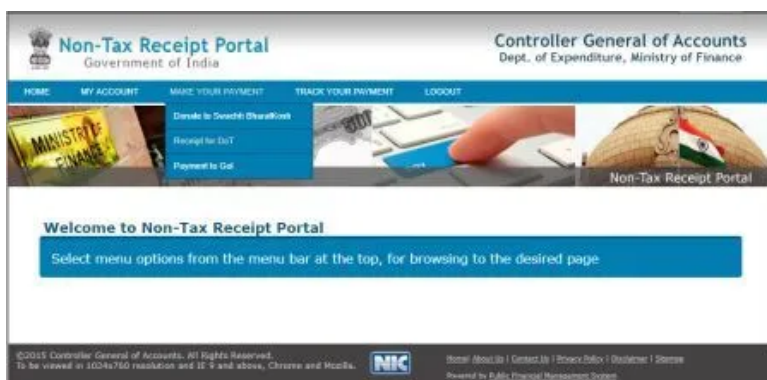
ezoic

repo

- you will receive OTP on your mobile number which you mention above. verify your OTP by filling on the next page.
- on the next page fill in your user id and password and select the depositor's category "**INDIVIDUAL**" and select controller "**TELECOMMUNICATIONS**". save your user and password somewhere for use in the future because every time you need a user Id and password for renewal of your GOC.click on the register.
- by clicking on the register button you will get a message you have been successfully registered on BHARATKOSH.
- Now you need to fill in your user id and password and hit the sign-in button.it will redirect you to the welcome screen.



- Hover over your cursor on "**MAKE YOUR PAYMENT**" and in the drop-down menu click on the "**Receipt for DOT**" menu.which will redirect you to a new window called the "Payment purpose "



- select depositor category from drop-down list "individual" and click on search icon adjacent to box provided for the purpose.



Non-Tax Receipt Portal
Government of India
Controller General of Accounts
Dept. of Expenditure, Ministry of Finance

HOME MY ACCOUNT MAKE YOUR PAYMENT TRACK YOUR PAYMENT LOGOUT

Make your payment

1 Payment Purpose — 2 Depositor's Details — 3 Confirm Info — 4 Pay

Payment Purpose

Depositor's category: Individual

Purpose: [Search Icon]

Payment Type: --Select--

Amount: --Select--

Payment Frequency / Period: --Select-- 2018-19

Remarks

- After clicking on the search icon a new pop-up window will open. select purpose " (GOC)GMDSS " in drop-down list.

Search Purpose

Purpose:

Purpose: [Text Box]

Function Head: [Text Box]

Search

Dividend received from I.L.L.

Dividend received from VSNL(TCS)

DSNG

EMR

Equipment Type Approval (ETA)

Experimental Licenses

FM Broadcast/ community Radio Station License

GMDSS Exam concerned RLOs/RHQs

GMDSS Licenses

GOC(GMDSS)

1 2 3 4

- select payment type from drop-down list " license renewal fee " and Enter amount 5000 or 10000, **5000 is for 20 years of validity and 10000 is for lifetime validity (you can choose anyone) as per revision of GMDSS renewal fees Wpc regulation Grs 1088 E**
- Select your DDO as per your RLO office. eg: if your RLO is Delhi select Delhi from the drop-down menu.

Make your payment

1 Payment Purpose — 2 Depositor's Details — 3 Confirm Info — 4 Pay

Payment Purpose

Depositor's category: * Individual

Purpose: * GMDSS Licenses

Payment Type * License renewal fee

Ministry: TELECOMMUNICATIONS

Function Head 127500103050100 - PROFICIENCY CERTIFICATE

Pay & Account Office (PAO): 077188 - CONTROLLER OF COMMUNICATION ACCOUNTS, PAO

Drawing & Disbursing Office(DDO): * 205155 - DDO, SO(Cash), New Delhi

Amount: * INR

Payment Frequency /Period: * No Restriction

Remarks

Note: Remark column must include INDOS number and purpose of payment such as license renewal fee.Eg-07NL 4050 license renewal fee.

- Click on the add button below the remark column.it will add your payment detail below.confirm all details are correct then click on the Next button.

Payment Purpose

Depositor's category: * Individual

Purpose: *

Payment Type * --Select--

Amount: * INR

Payment Frequency /Period: * --Select--

Remarks

Add

Ministry	Purpose	PAO	DDO	Amount	Payment Period	Delete
TELECOMMUNICATIONS	GMDSS Licenses (License renewal fee)	077188 - CONTROLLER OF COMMUNICATION ACCOUNTS, PAO HEADQUARTER	205155 - DDO, SO(Cash), New Delhi	1000(INR) (INR)	No Restriction	

Next

- it will redirect you to depositor details just fill in all your details and select payment method online payment or NEFT/RTGS/SWIFT.



Depositor's Details

Name:* Please enter Depositor Name

Address Line 1:*
Characters not allowed are [- ~ ! @ # \$ % ^ & * () ? < > ;].

Address Line 2:

Country:*

State:*

District:*

City

Pincode/ Zipcode:

TAN:

TIN:

PAN:

Aadhaar:

Mobile No:* Mobile Numbers starts with 7,8 & 9

Email :* Please enter your email id

Online payment SWIFT/NEFT/RTGS

- Click on the Next button you will be redirected to the new page. confirm all your details which you filled on the previous page are correct. once you confirm all the details are correct click on the save button all details will be saved.

Payment Mode Online

Depositor Details

Name :	Mr.		
Address 1 :		Address 2 :	
City :		District :	KULLU
State :	HIMACHAL PRADESH	Country :	INDIA
Pincode/ZipCode :		Email :	
Mobile No (91) :			
Aadhar Number		Pan Number	
Tan Number		Tin Number	

Purpose Details

Sr. No.	Ministry	PAO Name	DDO Name	Purpose & Payment Type	Payment Period/Frequency	Amount (In INR)
1	TELECOMMUNICATIONS	CONTROLLER OF COMMUNICATION ACCOUNTS, PAO HEADQUARTER[077188]	DDO, SO(Cash), New Delhi[205155]	GMDSS Licenses;License renewal fee	No Restriction	1000.00
				INR one thousand only		Total : 1000.00

- after confirming that all the data which you have entered is correct click on the confirm button. and you will be redirected to a new page payment page where you can do your payment by debit card/credit card /net banking.
- take a print out of your payment receipt acknowledgment which you need to send along with your others documents
- Now download Application Form – **COP 23**. fill all details properly



Following documents required for GMDSS renewal along with above

1. Application Form – COP 23.duly attested by a gazetted officer.
2. Copy of CDC OR Proof of experience of not less than 6 months within 5 years. duly attested by a gazetted officer.
3. Copy of COC (or) COP duly attested by a gazetted officer.
4. Copy of GMDSS GOC duly attested by a gazetted officer.
5. Bharat Kosh payment receipt of INR One thousand (1000/-)
6. A self-addressed envelope with 50 rupees stamp

Enclose all the above documents and send thru Speed post to Regional Licensing Offices (RLO). always send your documents to your place of issue RLO.

There are 5 Regional Licensing Offices (RLO) throughout India. These are given below.

1.North, New Delhi

WPC Wing Regional Licencing Office, Ministry of Communications & IT, Northern Regional Wireless Monitoring HQRS Campus, Mehrauli Gurgaon Road, New Delhi – 110030

Tel. 91 11 26502671 Fax. 91 11 26502860

2.Eastern, Kolkata

WPC Wing Regional Licencing Office, Ministry of Communications & IT, Eastern Regional Wireless Monitoring HQRS Campus, (PO) Sarkarpole, Gopalpur, Kolkata – 700143

Tel. 91 33 24011431 Fax. 91 33 24019407



3.Western, Mumbai

WPC Wing Regional Licencing Office, Ministry of Communications & IT, III floor, MTNL Telephone Exchange Building, Charkop, Sector -5, Kandivli, Mumbai – 400067

Tel. +91-22-28683202 Fax. +91-22-28683202

4.Southern, Chennai

WPC Wing Regional Licencing Office, Ministry of Communications & IT, Southern Regional Wireless Monitoring HQRS Campus (PO) Perungudi, Kandanchavadi, Chennai – 600096.

Tel. 91 44 24960172 Fax. 91 44 24960235.

5.North East, Guwahati

WPC Wing Regional Licensing office, Ministry of Communications & IT, Administrative Block, BSNL Bhawan, Pan Bazar, Guwahati – 781001.

Tel. 91 364 2537613 Fax. 91 364 2230893

The head office of all the **RLO** in India **MOC**

**“The Assistant Wireless Adviser to the Govt. of India,
Wireless Planning and Coordination Wing, COP
Section,**

**Department of Telecom,
619, Sanchar Bhawan,
20, Ashoka Road,**

New Delhi – 110001 “

And finally thanx for visiting our website and I hope you like the post and helps you to renew your GMDSS GOC any suggestion or difficulties please join our **forum**

